

Class of 2024 Grad Day Prep Assembly

...

SGCHS Grad: June 8, 2024 @ 1pm

Prior to Grad Day - Pick Up Your Grad Gown Package

- Some already picked up on Wednesday after school
- Next pick up is Thursday between 3 and 5pm in the Student Lounge
- Remaining packages from the office during Seminar **ONLY**

Step 1A - Arrive at the Edmonton Expo Center

- Be there by 12:30pm at the latest! Plan to arrive earlier!
Expect traffic delays! You Pay for Parking!
- Starts at 1 o'clock - the ceremony will NOT wait for you if you are late
- Ticket for entry is the RECEIPT/EMAIL from PowerSchool/Rycor; ensure your guests bring this; YOUR TICKET IS COMPLEMENTARY

Step 1B - Arrive at the Expo Center ... in a Manner Fit for a School Environment!

- Commencement / Graduation is an important milestone & celebration
- We strongly encourage your celebration of this day to be fit for a school event
- Over-celebrating prior to Commencement can, and has, resulted in Grade 12s not participating in their own Commencement
- Make good decisions

Step 2 - Find Hall F/G and Your Assigned Chair

- All Grads will be seated at the front of the Hall
- Chairs are in alphabetical order - find yours
- Leave your gown on your chair if you are not wearing it during the Grand March
- Leave your name on the chair, so you can find it after the Grand March

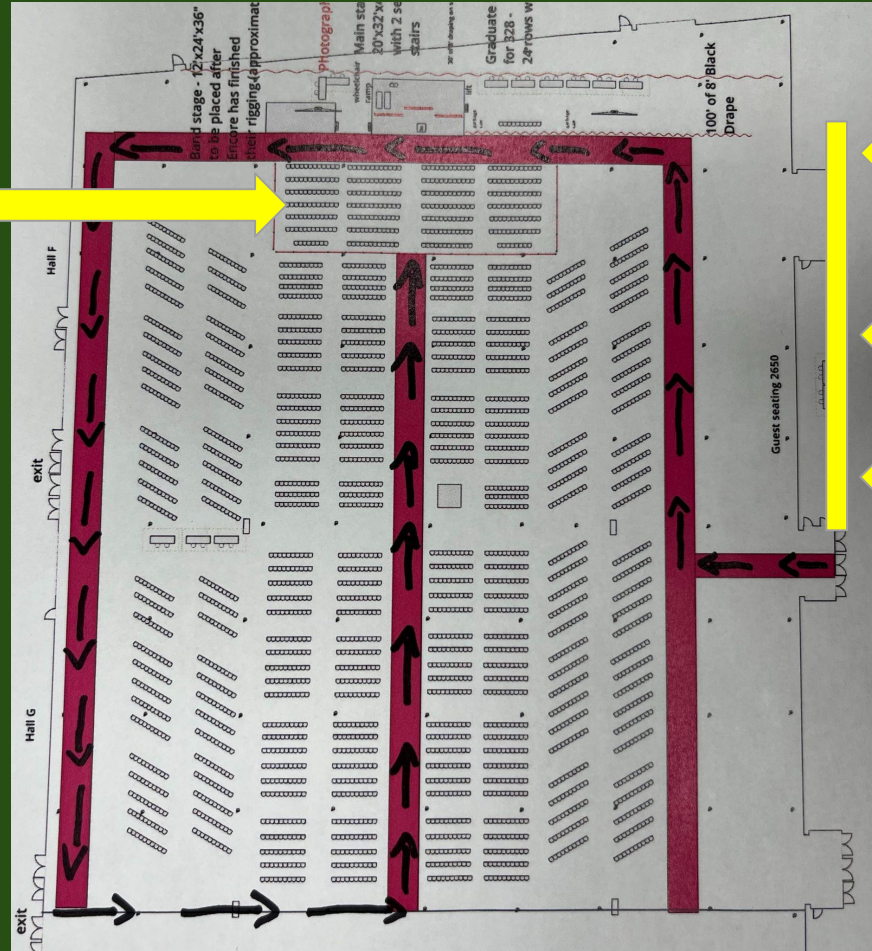

Step 3 - Line Up in the Lobby

- 12:50 - Line up in the foyer - preferably in alphabetical order, so it's easier to sit, but it's not required.
- Listen to staff prompts
- Don't block the entire lobby of Expo - there are other Grad events taking place


Step 4 - Grand March entrance to seat at 1pm

- Enter from the left
- Follow the black arrows around the outside, up the middle and then to your seat

This is where students sit



You will be lined up here until the Grand March begins



Step 5 - Find your seat, put on gown and be seated

- Once you are at your assigned chair, put on your Grad gown and sit down
- The program will begin:
 - MCs
 - Various Speeches
 - Musical Entertainment

Step 6 - Conferring of Certificates

- Staff will come to your row and escort you back stage
- This will occur row by row
- Behind the stage, staff will give you your certificate, an index card with your name on it and will help adjust your Gown, Stole and Cap.

Step 7 - Crossing the Stage

- Tell Mr. Moody your name and give him your index card
- Mr. Moody will announce your name
- Enter the stage, shake hands with the Principals
- Exit the stage
- LifeTouch will take your photo - follow staff directions
- Return to your assigned seat

Step 8 - Final Ceremony Elements and Dismissal

- There will be a Valedictory Address and Closing Remarks
- The Final Act of the Ceremony is the Announcement of the Class of 2024 ... this is when you can throw your caps
- Find your family, take pictures, etc.
- The balloon decorations will be repurposed for the Parent-Run Grad - do not take them!

Lastly ... GRAD TRADITIONS / THEMES

- **GRAD-THEME WEEK** - Thursday is “Fun in the Sun” Day (School Wide), Friday is “Panther Day”, Monday to Wednesday are yours to decide Mr. Robertson’s or Mrs. Spink’s approval
- **GRAD 2024 Prank** - one only - not multiple - should enhance your reputation (not hurt it), element of humour (not harm), is not an imposition upon others
- Run your idea by a staff member ... remember, you can choose not to prank, as well

SGCHS

Class of 2024

Picture - Monday, June 3

End of Block 2